



Jolly

Grammar

1


Pupil Book

Sara Wernham

Sue Lloyd







Snake



Inky



me

Bee



Name: .....

Class: .....

School: .....


# sh



**Action:**  
Place your finger over your lips and say *sh, sh, sh*.

am  
get  
clap  
shop  
fish  
shut  
wish  
I  
the  
shampoo

Write an <sh> word in each fish and draw a picture to illustrate it.



### Dictation

1. \_\_\_\_\_
2. \_\_\_\_\_
3. \_\_\_\_\_
4. \_\_\_\_\_
5. \_\_\_\_\_
6. \_\_\_\_\_
7. \_\_\_\_\_
8. \_\_\_\_\_
9. \_\_\_\_\_



V A G F O Rainbow Capital Letters I Y Q B D

A B C D E

F G H I J

K L M N

O P Q R

S T U V

W X Y Z




# ch



**Action:**  
Move your arms as if you are a train and say *ch, ch, ch*.

Write a <ch> word in each chest and draw a picture to illustrate it.



if  
hot  
blot  
chips  
lunch  
chest  
much  
he  
she  
chicken

### Dictation

1.

---

2.

---

3.

---

4.

---

5.

---

6.

---

7.

---

8.

---



9.

---





# Sentences

Put the words in the right order to make a sentence about the picture.



A

Put the words in the right order and colour the picture.



th



**Action:**  
Stick out your tongue, a little for *th* and further for *th*.

Write a <th> word in each thought bubble and draw a picture.



us  
sad  
flag  
this  
with  
that  
thank  
me  
we  
thinking

Dictation

1. \_\_\_\_\_
2. \_\_\_\_\_
3. \_\_\_\_\_
4. \_\_\_\_\_
5. \_\_\_\_\_
6. \_\_\_\_\_
7. \_\_\_\_\_
8. \_\_\_\_\_
9. \_\_\_\_\_



Are these sentences correct? Write out each sentence correctly on the line.

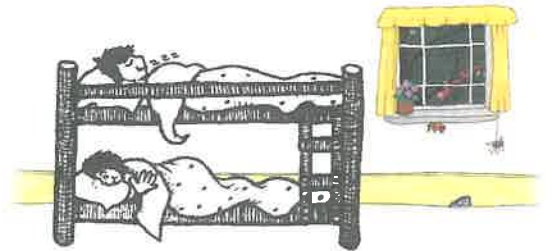
1. the dog is spotty.



2. The duck swims on the.




3. I sleep in a bunk bed.



4. i like. fried eggs



5. They are playing ball.




ng



**Action:**  
Pretend to lift a heavy weight  
above your head and say *ng*.

in  
leg  
glad  
ring  
sang  
strong  
lung  
be  
was  
length

Write an <ng> word in each ring and draw a picture to illustrate it.



**Dictation**

1. \_\_\_\_\_
2. \_\_\_\_\_
3. \_\_\_\_\_
4. \_\_\_\_\_
5. \_\_\_\_\_
6. \_\_\_\_\_
7. \_\_\_\_\_
8. \_\_\_\_\_
9. \_\_\_\_\_



V A G F O


# Capital Letters

I Y Q B D

Write the capital letter next to each lower-case letter.

A a b c d e  
f g h i j  
k l m n o  
p q r s t  
u v w x y z

Join each capital letter to the matching lower-case letter.




qu



**Action:**  
Make a duck's beak with your hands and say *qu, qu, qu.*

on  
but  
plum  
quick  
quiz  
queen  
squid  
to  
do  
squirrel

Write a <qu> word in each duck and draw a picture to illustrate it.



Dictation

1. \_\_\_\_\_
2. \_\_\_\_\_
3. \_\_\_\_\_
4. \_\_\_\_\_
5. \_\_\_\_\_
6. \_\_\_\_\_
7. \_\_\_\_\_
8. \_\_\_\_\_
9. \_\_\_\_\_




# Proper Nouns



**Action:**  
Touch your forehead with your index and middle fingers.

Draw pictures of yourself and your teacher in the frames and write your names on the lines underneath.




---

---

---

---

Write your school's address on the envelope.



Write an <ar> word in each star and draw a picture to illustrate it.

ar



**Action:**  
Open your mouth wide and say *ah*, as if at the doctors.

at  
yes  
slug  
arm  
hard  
scarf  
card  
are  
all  
farmyard



Dictation

- |       |       |       |
|-------|-------|-------|
| 1.    | 2.    | 3.    |
| _____ | _____ | _____ |
| 4.    | 5.    | 6.    |
| _____ | _____ | _____ |
| 7.    |       |       |
| _____ |       |       |
| 8.    |       |       |
| _____ |       |       |
| 9.    |       |       |
| _____ |       |       |






# Common Nouns




**Action:**  
Put your hand on your forehead.

Draw three pictures and write the nouns underneath.




Write a noun in the gap to finish each sentence and draw its picture in the box.


1. The \_\_\_\_\_ is black.




2. I throw the \_\_\_\_\_.



3. A \_\_\_\_\_ can swim.



4. I like to eat \_\_\_\_\_.



Fill each container with short vowel words. Write /a/ words in the bag, /e/ words in the net, /i/ words in the bin, /o/ words in the box and /u/ words in the mug.

Vowel Hand



dog  
 bran  
 Monday  
 Tuesday  
 Wednesday  
 Thursday  
 Friday  
 you  
 your  
 Saturday

Dictation

1. \_\_\_\_\_
2. \_\_\_\_\_
3. \_\_\_\_\_
4. \_\_\_\_\_
5. \_\_\_\_\_
6. \_\_\_\_\_
7. \_\_\_\_\_
8. \_\_\_\_\_
9. \_\_\_\_\_



a b c

d e

# Alphabetical Order

v w x y z

Write the capital letters next to the lower-case letters.

\_\_\_ a \_\_\_ b \_\_\_ c \_\_\_ d \_\_\_ e







\_\_\_ f \_\_\_ g \_\_\_ h \_\_\_ i \_\_\_ j \_\_\_ k \_\_\_ l \_\_\_ m






\_\_\_ n \_\_\_ o \_\_\_ p \_\_\_ q \_\_\_ r \_\_\_ s

\_\_\_ t \_\_\_ u \_\_\_ v \_\_\_ w \_\_\_ x \_\_\_ y \_\_\_ z

Which letters come before and after?



Put these sets of letters into alphabetical order.




ff



**Action:**  
Bring your hands together gently and say fffffff.

Write an <ff> word in each cliff and draw a picture to illustrate it.



up  
man  
crab  
off  
cliff  
stiff  
cuff  
come  
some  
stuffing

Dictation

1. \_\_\_\_\_
2. \_\_\_\_\_
3. \_\_\_\_\_
4. \_\_\_\_\_
5. \_\_\_\_\_
6. \_\_\_\_\_
7. \_\_\_\_\_
8. \_\_\_\_\_
9. \_\_\_\_\_



an a


an

a or an ?

a an

a an a

Write 'an' before each word beginning with a vowel and write 'a' before each word beginning with a consonant.




Aa Ee Ii Oo Uu

ll



**Action:**  
Pretend to lick a lollipop and say l, l, l.

Write an <ll> word in each bell and draw a picture to illustrate it.



red  
win  
drum  
will  
bell  
doll  
skull  
said  
here  
windmill

Dictation

- |       |       |       |
|-------|-------|-------|
| 1.    | 2.    | 3.    |
| _____ | _____ | _____ |
| 4.    | 5.    | 6.    |
| _____ | _____ | _____ |
| 7.    |       |       |
| _____ |       |       |
| 8.    |       |       |
| _____ |       |       |
| 9.    |       |       |
| _____ |       |       |




cats bats rats




# Plurals

socks dots books

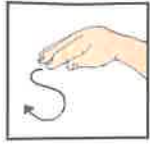
Illustrate each word in the boxes.

hats	pens	dog
		
cars	cow	frog

Write the word for each picture.



SS ZZ



**Action:**  
Weave your hand in an 's' shape, saying ssssss.

**Action:**  
Put your arms out like a bee's wings, and say zzzzzz.

Write an <ss> word in each dress and a <zz> word in the bee. Draw a picture for each word.



OX  
run  
from  
buzz  
cross  
less  
miss  
there  
they  
crossroads

Dictation

- 1. \_\_\_\_\_
- 2. \_\_\_\_\_
- 3. \_\_\_\_\_
- 4. \_\_\_\_\_
- 5. \_\_\_\_\_
- 6. \_\_\_\_\_
- 7. \_\_\_\_\_
- 8. \_\_\_\_\_
- 9. \_\_\_\_\_

# Pronouns

Draw a picture for each pronoun.  
Remember to draw more than one person for the plural pronouns.

## Singular Pronouns

### Singular Pronouns

I



Point to yourself.

you



Point to someone else.

he



Point to a boy.

she



Point to a girl.

it




Point to the floor.



I


you



he

she

it



### Plural Pronouns

we



Point in a circle to include yourself and others.

you



Point to two other people.

they




Point to the next-door class.

## Plural Pronouns

we

you

they






ck



**Action:**  
Snap your fingers together,  
saying *ck, ck, ck*.

hop  
fit  
grin  
duck  
neck  
clock  
lick  
go  
no  
broomstick

Write a <ck> word in each chick and draw a picture to illustrate it.



Dictation

1. \_\_\_\_\_
2. \_\_\_\_\_
3. \_\_\_\_\_
4. \_\_\_\_\_
5. \_\_\_\_\_
6. \_\_\_\_\_
7. \_\_\_\_\_
8. \_\_\_\_\_
9. \_\_\_\_\_

# Initial Consonant Blends

Read the initial consonant blends around the edge of the page and trace inside them. Use these blends to make a word in each box. Draw a picture to illustrate your word.

fr



dr



cr



sm

sk



slug

\_\_og

\_\_ab

gr

sp

\_\_ub

\_\_in

\_\_ee

sl

gl

st

\_\_ing

\_\_ape

\_\_ider

fl

bl

sw



cl



tr



sn


y

Write a word with <y> at the end in each holly leaf and draw a picture.



**Action:**  
Put your hands on your head like donkey's ears and say ee.

bed  
wet  
prod  
holly  
party  
story  
happy  
so  
my  
family



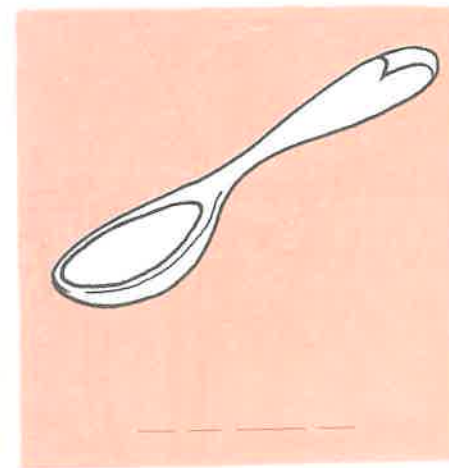



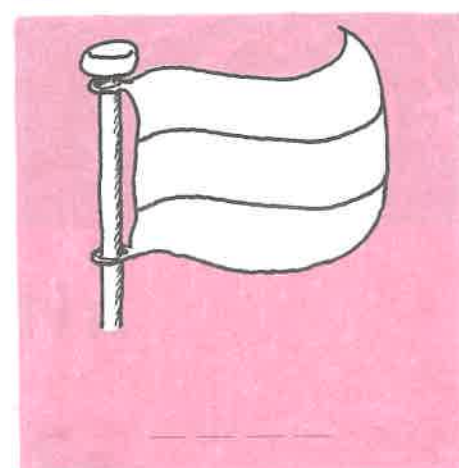
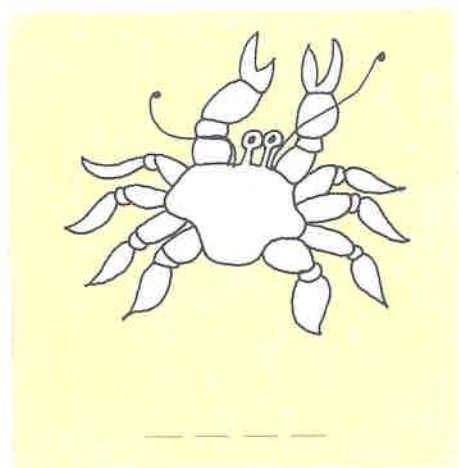

### Dictation

1. \_\_\_\_\_
2. \_\_\_\_\_
3. \_\_\_\_\_
4. \_\_\_\_\_
5. \_\_\_\_\_
6. \_\_\_\_\_
7. \_\_\_\_\_
8. \_\_\_\_\_
9. \_\_\_\_\_



# Initial Consonant Blends

Write the word underneath each picture. All the words have initial consonant blends.




Read the words in the leaves. If the word has a short vowel sound, colour the leaf's edge yellow.



a e i  
o u

sad  
let  
trip  
blue  
orange  
grey  
black  
one  
by  
colour



Dictation

1. \_\_\_\_\_
2. \_\_\_\_\_
3. \_\_\_\_\_
4. \_\_\_\_\_
5. \_\_\_\_\_
6. \_\_\_\_\_
7. \_\_\_\_\_
8. \_\_\_\_\_
9. \_\_\_\_\_



a b c

d e

# Alphabetical Order

v w x y z

When looking up words in a dictionary, it helps to think of the alphabet in sections. Trace inside each capital letter using a different colour for each section of the alphabet. Write the lower-case letters next to the capital letters.

A B C D E

F G H I J K L M

N O P Q R S

T U V W X Y Z

Dictionaries tell you how a word is spelt and what it means.

Find each letter in the dictionary and write down the first word beginning with that letter.

**Aa** \_\_\_\_\_

**Gg** \_\_\_\_\_





**Nn** \_\_\_\_\_

**Oo** \_\_\_\_\_

**Ss** \_\_\_\_\_

**Zz** \_\_\_\_\_

Put these sets of letters into alphabetical order.





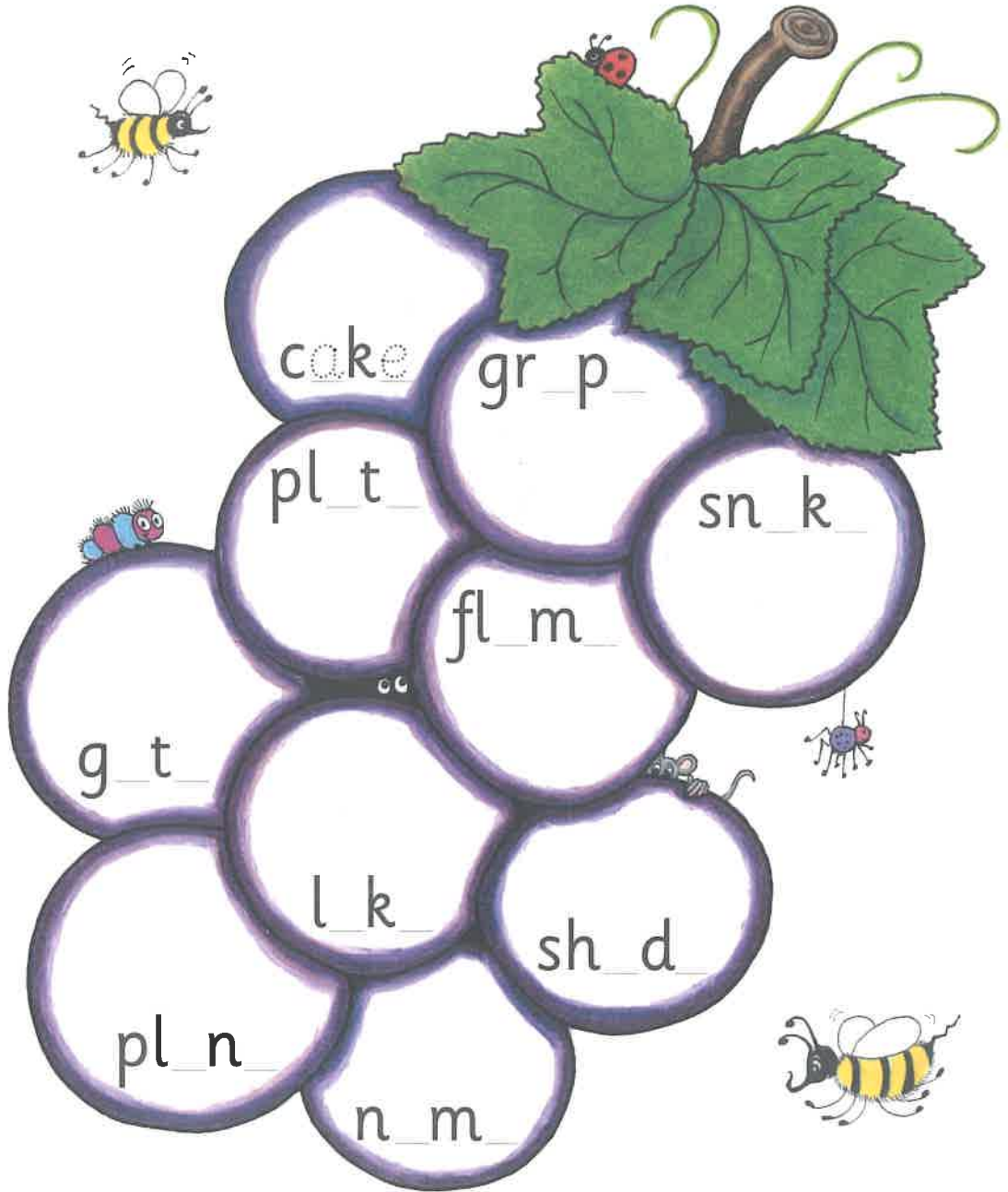
Add <a\_e> to make a word in each grape. Read and illustrate each word.

a\_e



**Action:**  
Cup your hand over your ear  
and say ai, ai, ai.

ran  
hat  
scar  
came  
grape  
name  
cake  
only  
old  
baseball



Dictation

1.

2.

3.

4.

5.

6.

7.

8.

9.

# Verbs




**Action:**

Move your arms back and forth at your sides, as if you are running.

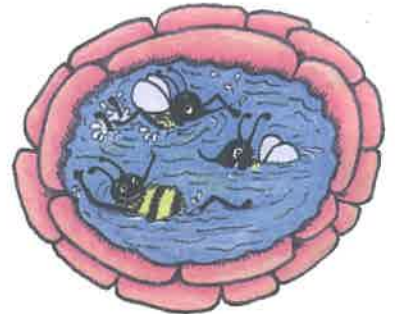
Write the verb underneath each picture.



to \_\_\_\_\_

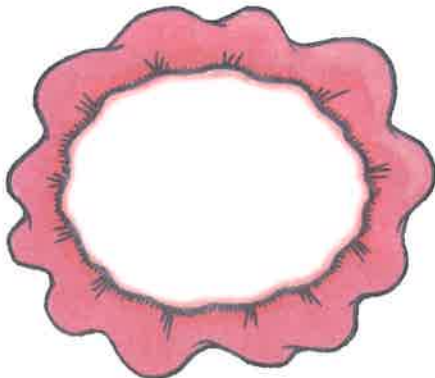


to \_\_\_\_\_




to \_\_\_\_\_

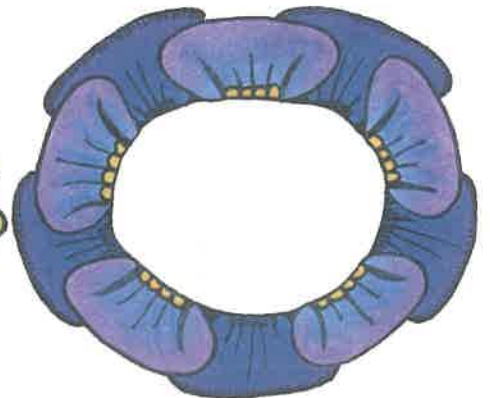
Draw a bee doing each verb.



to cry




to hop

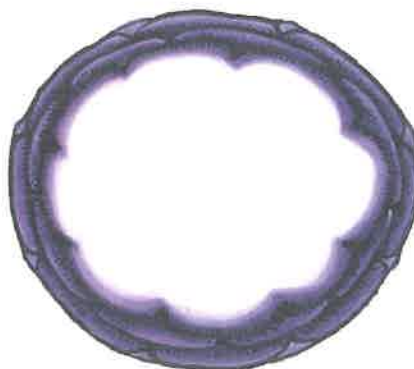


to brush


Think of three more verbs and illustrate them in the flowers.



to \_\_\_\_\_



to \_\_\_\_\_



to \_\_\_\_\_



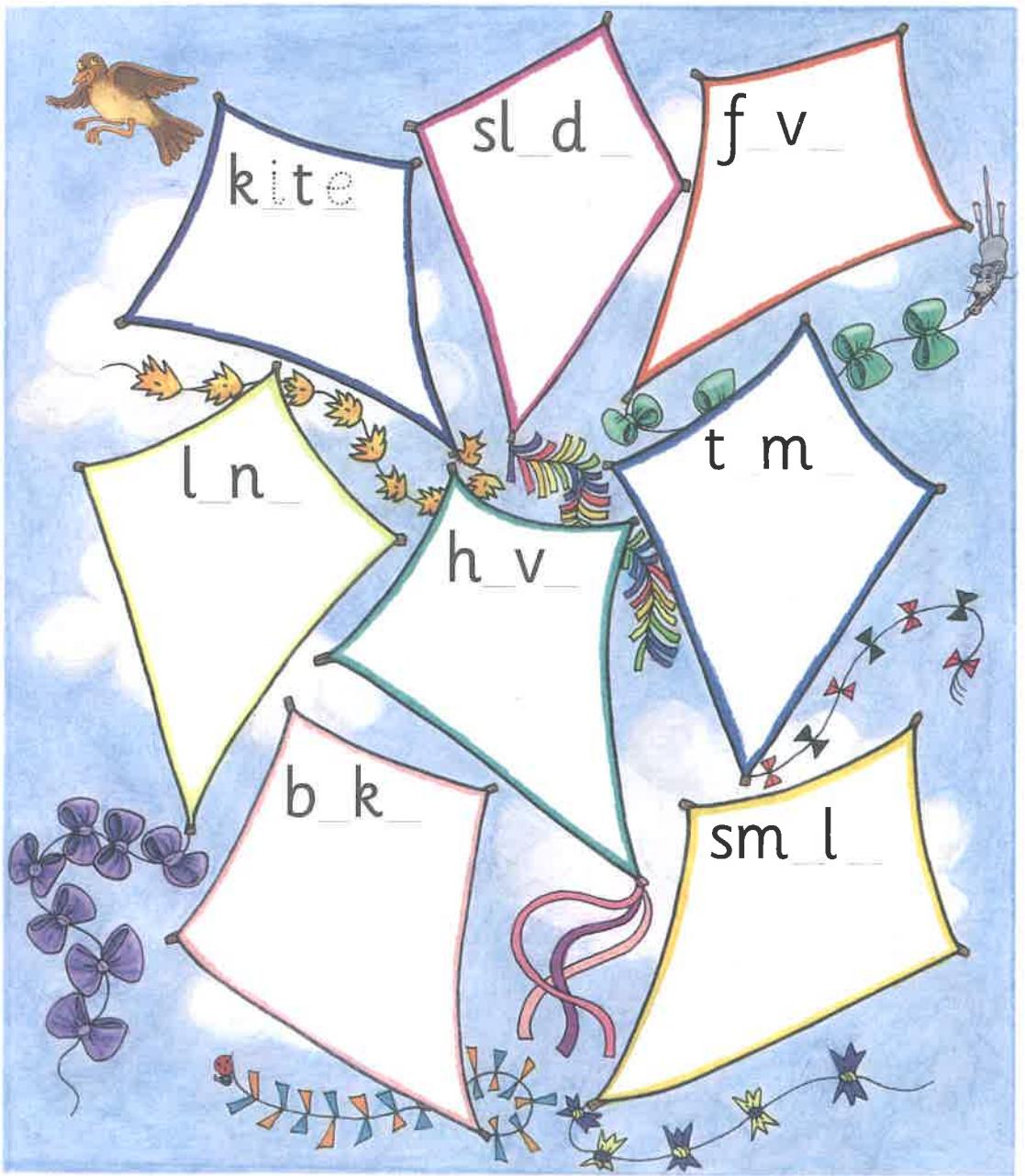
Add <i\_e> to make a word in each kite. Read and illustrate each word.

i \_ e



**Action:**  
Stand to attention and salute,  
saying *ie, ie*.

six  
pad  
smell  
bike  
time  
smile  
prize  
like  
have  
bridesmaid



### Dictation

1.

---

2.

---

3.

---

4.

---

5.

---

6.

---

7.

---

8.

---

9.

---



# Verbs


Think of a verb and write it on the line.



to \_\_\_\_\_

Write the verb next to each pronoun, and draw a picture for each person doing the verb. Remember that the verb has an <s> at the end when joined to the third person singular, and that you must draw more than one person for the plural pronouns.

1st person singular



I \_\_\_\_\_

2nd person singular



you \_\_\_\_\_

3rd person singular




he  
she  
it \_\_\_\_\_

1st person plural



we \_\_\_\_\_

2nd person plural



you \_\_\_\_\_

3rd person plural



they \_\_\_\_\_


Add <o\_e> to make a word in each tadpole. Illustrate each word.

o\_e



**Action:**  
Bring your hand over your mouth and say *oh!*

cod  
lot  
snap  
bone  
nose  
home  
globe  
live  
give  
tadpole



Dictation

- |       |       |       |
|-------|-------|-------|
| 1.    | 2.    | 3.    |
| _____ | _____ | _____ |
| 4.    | 5.    | 6.    |
| _____ | _____ | _____ |
| 7.    |       |       |
| _____ |       |       |
| 8.    |       |       |
| _____ |       |       |
| 9.    |       |       |
| _____ |       |       |

# Verbs past tense

Present  
Tense  
Action:



Point towards the floor  
with the palm of your hand.

Past  
Tense  
Action:



Point backwards over your  
shoulder with your thumb.

The simplest way to make the past tense is by adding <ed> to the verb.

Today, I **talk**. **talk + ed** Yesterday, I **talked**.

If a verb already ends with an <e>, cross it off before adding <ed>.

Today, I **smile**. **smile~~e~~ + ed** Yesterday, I **smiled**.

Put these verbs into the past tense.

Present	Past
jump	_____
paint	_____
like	_____
shout	_____
rest	_____

Present	Past
hope	_____
play	_____
wave	_____
skate	_____
twist	_____

Underline the verbs in red.

Then decide whether the sentences are in the present or the past.

She brushed her hair.

past / present

They look out of the window.

past / present

I cooked dinner.

past / present

The race started in the park.

past / present




Add <u\_e> to make a word in each musical note. Illustrate each word.

u \_ e



**Action:**  
Point at people around you  
and say *you, you, you.*




bus  
pot  
swim  
cube  
tune  
used  
excuse  
little  
down  
useless


### Dictation

- |       |       |       |
|-------|-------|-------|
| 1.    | 2.    | 3.    |
| _____ | _____ | _____ |
| 4.    | 5.    | 6.    |
| _____ | _____ | _____ |
| 7.    |       |       |
| _____ |       |       |
| 8.    |       |       |
| _____ |       |       |
| 9.    |       |       |
| _____ |       |       |

# Verbs



Write these verbs in the simple past tense.






Write a <wh> word in each whale and draw a picture to illustrate it.

wh



**Action:**  
Blow onto your open hands  
and say *wh, wh, wh.*

did  
cut  
twin  
whale  
wheel  
white  
whisper  
what  
when  
whenever



Dictation

1. \_\_\_\_\_
2. \_\_\_\_\_
3. \_\_\_\_\_
4. \_\_\_\_\_
5. \_\_\_\_\_
6. \_\_\_\_\_
7. \_\_\_\_\_
8. \_\_\_\_\_
9. \_\_\_\_\_



# Verbs the future



Action:  
Point to the front.

Read the verbs in the *today* column. Then write the verbs in the past tense in the *yesterday* column, and in the future in the *tomorrow* column.



Past

yesterday



Present

today



Future

tomorrow

I talked

I talk

I shall talk

I \_\_\_\_\_

I cook

I \_\_\_\_\_

I \_\_\_\_\_

I listen

I \_\_\_\_\_

I \_\_\_\_\_

I skate

I \_\_\_\_\_

I \_\_\_\_\_

I walk

I \_\_\_\_\_

Write some sentences about what you did yesterday.

---

---

---

Write some sentences about what you will do tomorrow.

---

---

---


ay

Write an <ay> word in each crayon and draw a picture to illustrate it.



**Action:**  
Cup your hand over your ear  
and say ai, ai, ai.

an  
cat  
skin  
say  
away  
play  
today  
why  
where  
playground



Dictation

- |       |       |       |
|-------|-------|-------|
| 1.    | 2.    | 3.    |
| _____ | _____ | _____ |
| 4.    | 5.    | 6.    |
| _____ | _____ | _____ |
| 7.    | _____ |       |
| 8.    | _____ |       |
| 9.    | _____ |       |

a b c

d e

# Alphabetical Order

v w x y z

Write the capital letters next to the lower-case letters.



\_\_\_ a \_\_\_ b \_\_\_ c \_\_\_ d \_\_\_ e

\_\_\_ f \_\_\_ g \_\_\_ h \_\_\_ i \_\_\_ j \_\_\_ k \_\_\_ l \_\_\_ m

\_\_\_ n \_\_\_ o \_\_\_ p \_\_\_ q \_\_\_ r \_\_\_ s



\_\_\_ t \_\_\_ u \_\_\_ v \_\_\_ w \_\_\_ x \_\_\_ y \_\_\_ z

Put these sets of letters into alphabetical order.

F \_\_\_\_\_

B \_\_\_\_\_

X \_\_\_\_\_

O \_\_\_\_\_

T \_\_\_\_\_

C \_\_\_\_\_

N \_\_\_\_\_

H \_\_\_\_\_

q \_\_\_\_\_

w \_\_\_\_\_

i \_\_\_\_\_

r \_\_\_\_\_

Put these sets of words into alphabetical order.

Inky

Snake

Bee

\_\_\_\_\_

\_\_\_\_\_

\_\_\_\_\_

pear

apple

orange

\_\_\_\_\_

\_\_\_\_\_

\_\_\_\_\_



ea



**Action:**  
Put your hands on your head  
like donkey's ears and say *ee*.

Write an 'ea' word in each teapot and draw a picture to illustrate it.



met  
web  
spin  
tea  
heat  
leaf  
each  
who  
which  
seashell

Dictation

1. \_\_\_\_\_
2. \_\_\_\_\_
3. \_\_\_\_\_
4. \_\_\_\_\_
5. \_\_\_\_\_
6. \_\_\_\_\_
7. \_\_\_\_\_
8. \_\_\_\_\_
9. \_\_\_\_\_


# Nouns

Write six nouns for the things you can see in the picture.

a \_\_\_\_\_ the \_\_\_\_\_

a \_\_\_\_\_ the \_\_\_\_\_

a \_\_\_\_\_ the \_\_\_\_\_



Underline the nouns in black. There can be more than one noun in a sentence.

1. The cow is black and white.

2. Jim drives a red and yellow tractor.

3. The sheep graze on the hills.

4. On Andrew's farm, there are cows, sheep, chickens and a horse.



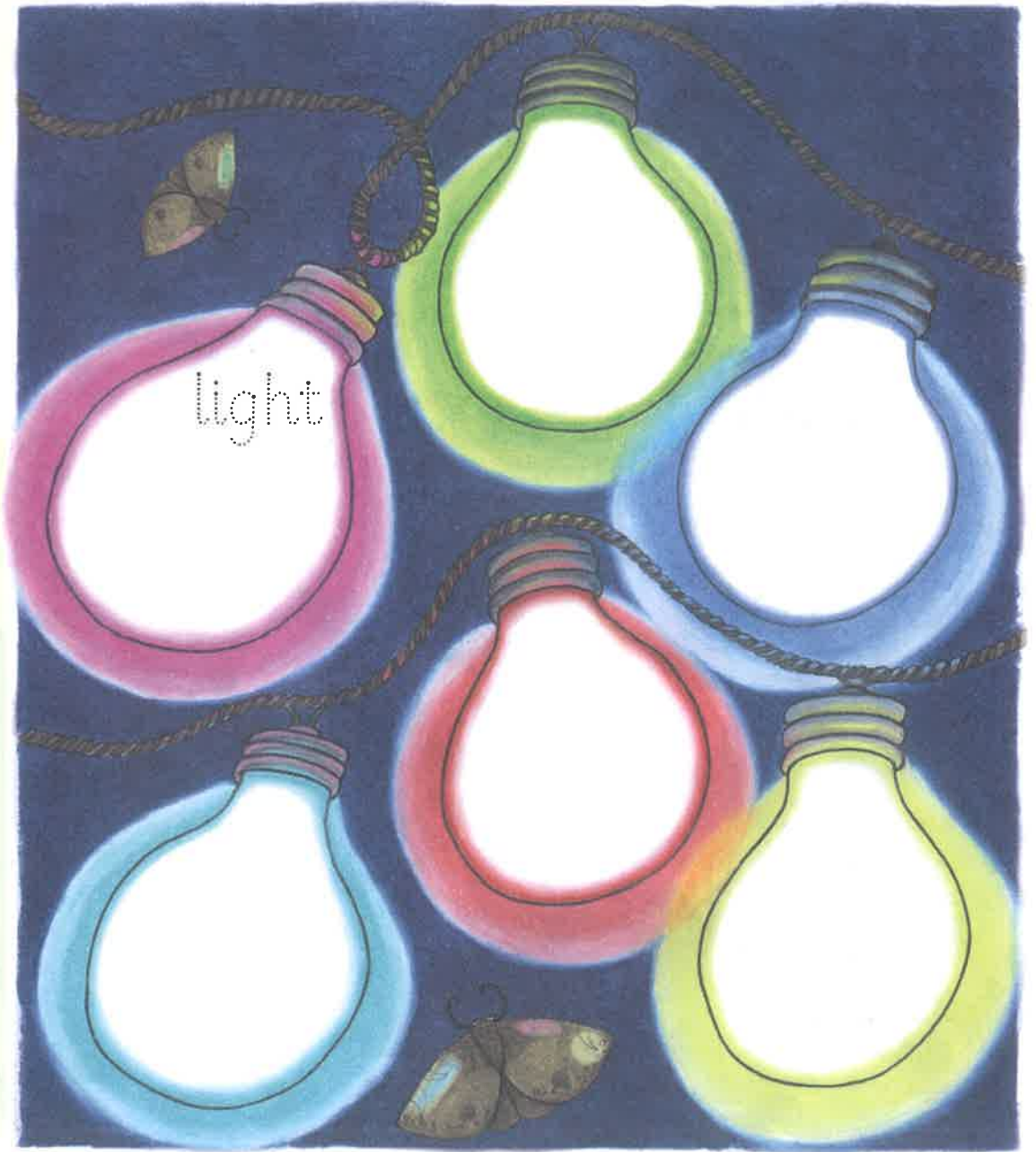


igh



**Action:**  
Stand to attention and salute,  
saying *ie, ie*.

Write an <igh> word in each light bulb and draw a picture.



lip  
his  
went  
night  
high  
might  
light  
any  
many  
frightening

Dictation

1. \_\_\_\_\_
2. \_\_\_\_\_
3. \_\_\_\_\_
4. \_\_\_\_\_
5. \_\_\_\_\_
6. \_\_\_\_\_
7. \_\_\_\_\_
8. \_\_\_\_\_
9. \_\_\_\_\_




# Adjectives



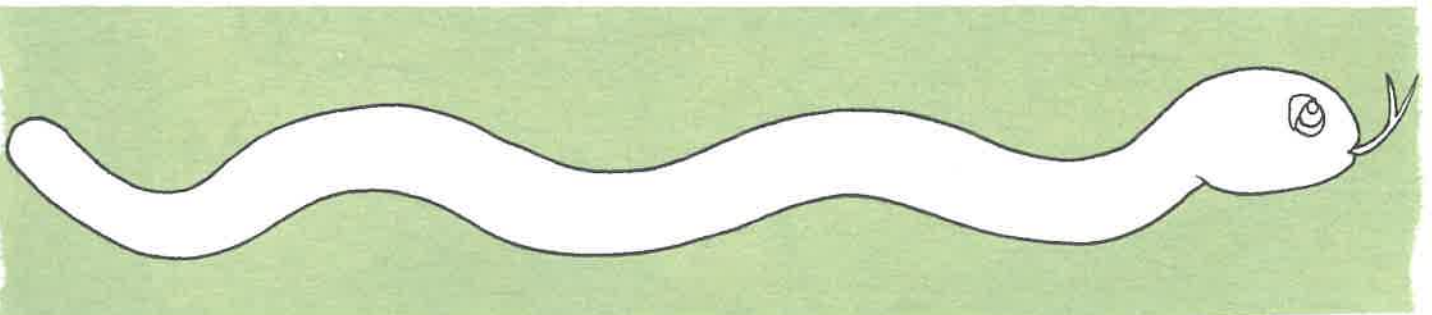
Action:

Touch the side of your temple with your fist.

Colour the snakes so that they match the adjectives.



You can use more than one adjective at a time.  
Colour the snake to make it fit your description.



a \_\_\_\_\_, \_\_\_\_\_, \_\_\_\_\_ snake

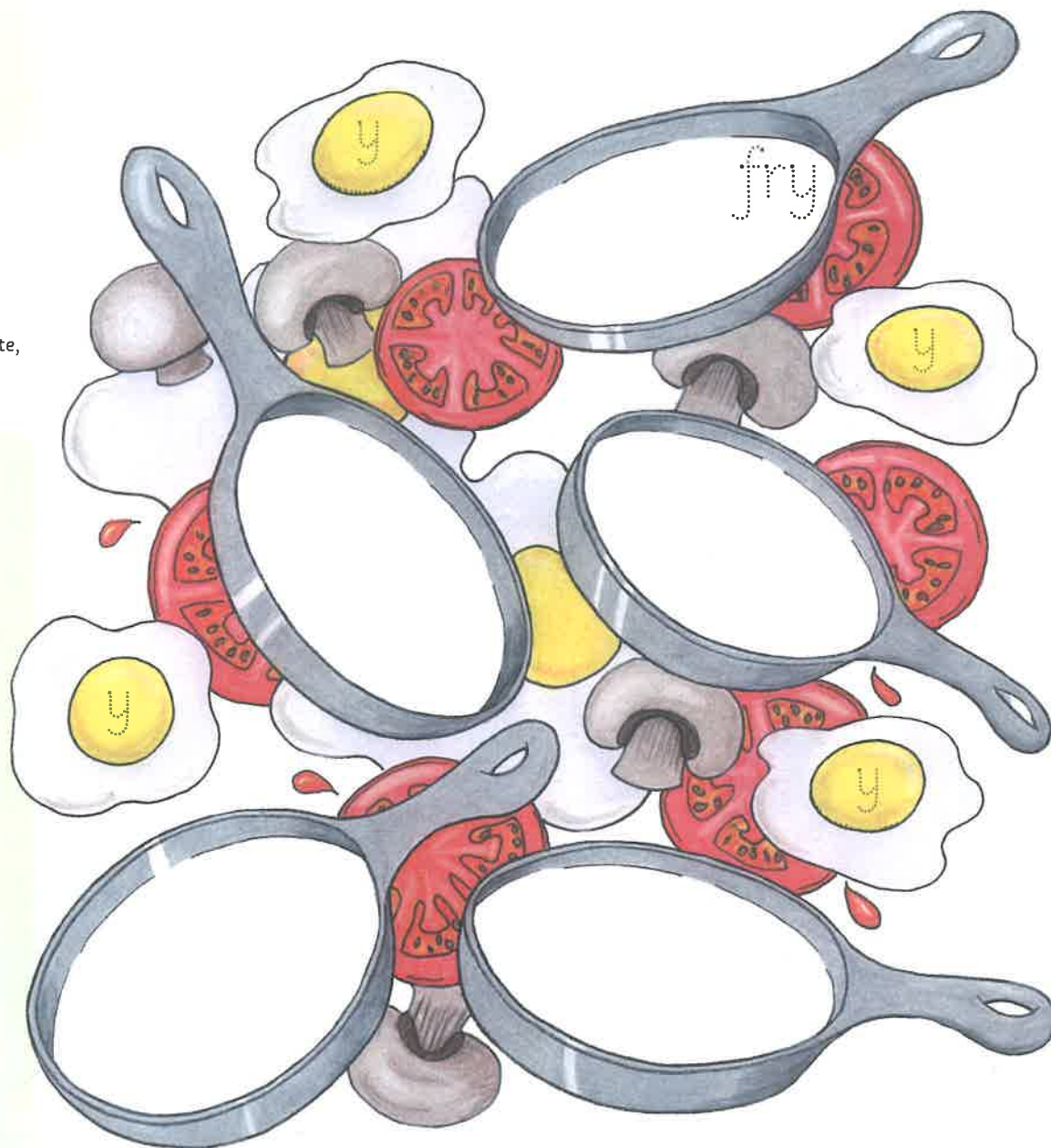
Write a <y> word in each frying pan and draw a picture to illustrate it.

y



**Action:**  
Stand to attention and salute,  
saying *ie, ie*.

win  
sit  
stop  
fry  
dry  
crying  
sky  
more  
before  
myself



### Dictation

1.

---

2.

---

3.

---

4.

---

5.

---

6.

---

7.

---


8.

---

9.

---

# Adjectives



Underline the nouns in black. Find an adjective to describe each noun. There are some adjectives in the snake to help you.

A \_\_\_\_\_ snake hisses.

My \_\_\_\_\_ shirt is new.

The \_\_\_\_\_ dog barks.

Her \_\_\_\_\_ car stopped.

The sky is \_\_\_\_\_.


The tree is \_\_\_\_\_.

The \_\_\_\_\_ flowers smell.

The film was \_\_\_\_\_.

His \_\_\_\_\_ balloon burst.

My coat is \_\_\_\_\_ and \_\_\_\_\_.






Write an <ow> word in each snowman and draw a picture to illustrate it.

ow



**Action:**  
Bring your hand over your mouth and say *oh!*

box  
job  
bulb  
own  
grow  
elbow  
yellow  
other  
were  
snowman



Dictation

1. \_\_\_\_\_
2. \_\_\_\_\_
3. \_\_\_\_\_
4. \_\_\_\_\_
5. \_\_\_\_\_
6. \_\_\_\_\_
7. \_\_\_\_\_
8. \_\_\_\_\_
9. \_\_\_\_\_

# Final Consonant Blends

Read the final consonant blends at the top of the page and trace inside them. Use these blends to make a word in each box. Draw a picture to illustrate your word.

mp


st

lt


nd

nt


sp




sta \_\_\_\_\_




po \_\_\_\_\_




be \_\_\_\_\_




a \_\_\_\_\_




ne \_\_\_\_\_




ha \_\_\_\_\_



la \_\_\_\_\_



cri \_\_\_\_\_



te \_\_\_\_\_

ew




**Action:**  
Point at people  
around you and  
say *you, you,*  
*you.*



**Action:**  
Move your head  
forward and say  
*oo.*

Write an <ew> word in each jewel and draw a picture to illustrate it.



bud  
sun  
held  
few  
flew  
grew  
chew  
because  
want  
newspaper

Dictation

1.

2.

3.

4.

5.

6.

7.


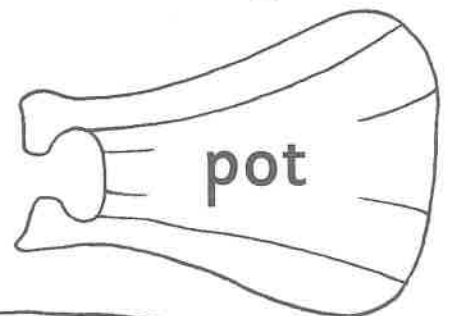


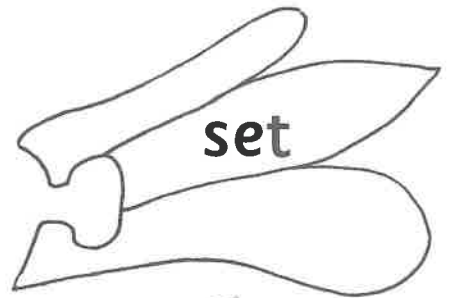






8.

9.



# Compound Words

The compound word birds have muddled up their tails. Can you sort them out?  
Colour the tails to match the bodies.




Write an <ou> word in each house and draw a picture to illustrate it.

ou



**Action:**  
Pretend your finger is a needle and prick your thumb, saying *ou, ou, ou*.

bat  
pet  
self  
out  
our  
round  
mouth  
saw  
put  
outside



Dictation

1.

2.

3.

4.

5.

6.

7.

8.

9.

a b c

d e

# Alphabetical Order

v w x y z

Put these sets of words into alphabetical order.

1. car tractor lorry

a. \_\_\_\_\_ b. \_\_\_\_\_ c. \_\_\_\_\_



2. hamster cat rabbit

a. \_\_\_\_\_ b. \_\_\_\_\_ c. \_\_\_\_\_



3. lemon apple banana

a. \_\_\_\_\_ b. \_\_\_\_\_ c. \_\_\_\_\_



4. Sam Alex Ravi Gilbert


a. \_\_\_\_\_ b. \_\_\_\_\_ c. \_\_\_\_\_ d. \_\_\_\_\_

5. Emily Pat Davinda Sue Jill

a. \_\_\_\_\_ b. \_\_\_\_\_ c. \_\_\_\_\_ d. \_\_\_\_\_ e. \_\_\_\_\_

## ABCDEFGHIJKLMNOPQRSTUVWXYZ

Look up the words for these nouns in your dictionary. Carefully copy out the words.






Write an <ow> word in each owl and draw a picture to illustrate it.

OW



**Action:**  
Pretend your finger is a needle and prick your thumb, saying *ou, ou, ou*.

big  
fox  
milk  
how  
owl  
brown  
town  
could  
should  
flowerpot




Dictation

1. \_\_\_\_\_
2. \_\_\_\_\_
3. \_\_\_\_\_
4. \_\_\_\_\_
5. \_\_\_\_\_
6. \_\_\_\_\_
7. \_\_\_\_\_
8. \_\_\_\_\_
9. \_\_\_\_\_

# Verbs

Write six verbs for the actions you can see in the picture.

to \_\_\_\_\_ to \_\_\_\_\_  
to \_\_\_\_\_ to \_\_\_\_\_  
to \_\_\_\_\_ to \_\_\_\_\_



Underline the verbs in red. There can be more than one verb in a sentence.

1. Jenny smiled at her friend.
2. Alex sails a boat.
3. Hannah swims and dives in the sea.
4. The boys make a sand castle and then play football.





Write an <oi> word in each oil can and draw a picture to illustrate it.

oi



**Action:**  
Cup your hands around your mouth and shout *oi, ship ahoy!*

bug  
had  
film  
oil  
coin  
noisy  
toil  
would  
right  
boiling



Dictation

- |       |       |       |
|-------|-------|-------|
| 1.    | 2.    | 3.    |
| _____ | _____ | _____ |
| 4.    | 5.    | 6.    |
| _____ | _____ | _____ |
| 7.    |       |       |
| _____ |       |       |
| 8.    |       |       |
| _____ |       |       |
| 9.    |       |       |
| _____ |       |       |



# Adverbs



Action:

Bang one fist on top of the other.

Choose an adverb to go with each picture.

quickly

hungrily

slowly

secretly

happily

loudly



Inky eats




Snake slithers



Bee buzzes



The ants whisper



The snail goes



The band played


Write an <oy> word in each toy and draw a picture to illustrate it.

oy



**Action:**  
Cup your hands around your mouth and shout *oi, ship ahoy!*

jet  
dig  
help  
boy  
toy  
enjoy  
annoy  
two  
four  
destroy



Dictation

1. \_\_\_\_\_
2. \_\_\_\_\_
3. \_\_\_\_\_
4. \_\_\_\_\_
5. \_\_\_\_\_
6. \_\_\_\_\_
7. \_\_\_\_\_
8. \_\_\_\_\_
9. \_\_\_\_\_

# Adverbs

Read the adverbs below, then read the story in the beehive.  
Write an adverb in each space.

loudly


soon

suddenly

happily

quickly

slowly



## Bee's Busy Day

Bee woke up \_\_\_\_\_,  
and traipsed \_\_\_\_\_ down  
the hive to have breakfast.  
She buzzed \_\_\_\_\_ as she  
flew to the farm. She \_\_\_\_\_  
collected as much pollen as she  
could, and flew \_\_\_\_\_ back to  
the hive. She smiled \_\_\_\_\_ to  
herself. Bee, and her friends Inky  
and Snake, had planned a day out.



or




**Action:**

Put your hands on your head pointing down, like donkey's ears, and say *or*.

got  
bun  
belt  
fork  
storm  
horse  
forty  
goes  
does  
morning

Write an <or> word in each horse and draw a picture to illustrate it.



**Dictation**

1. \_\_\_\_\_
2. \_\_\_\_\_
3. \_\_\_\_\_
4. \_\_\_\_\_
5. \_\_\_\_\_
6. \_\_\_\_\_
7. \_\_\_\_\_
8. \_\_\_\_\_
9. \_\_\_\_\_

es

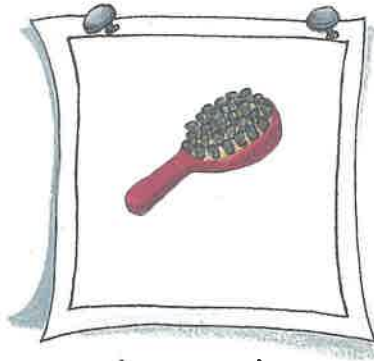
es es

# Plurals <es>

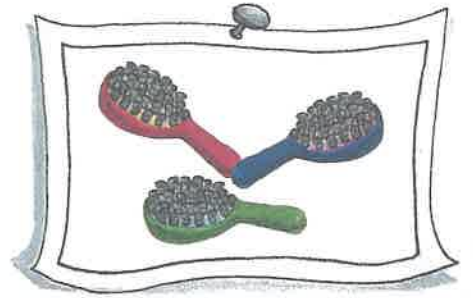
es es es

In the first column, write a noun ending in <sh>, <ch>, <s> or <x> and draw a picture. Write the plural of each noun in the second column.

sh

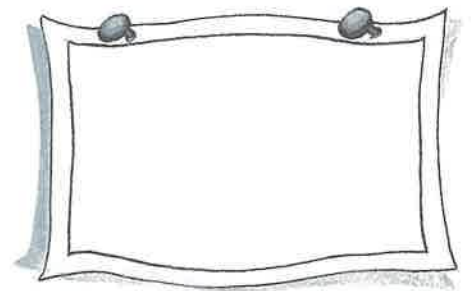



brush

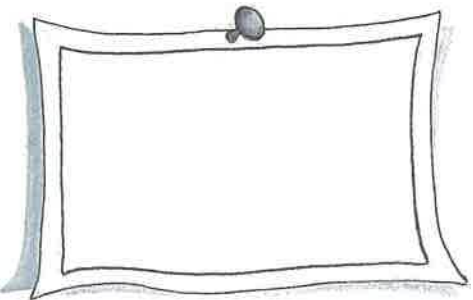



brushes

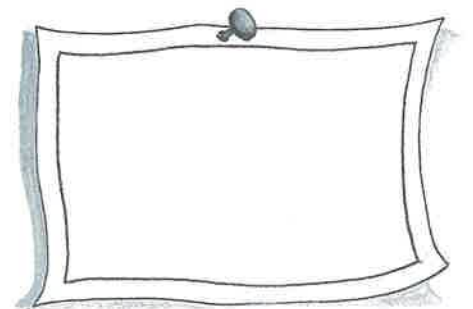

ch



s



x



Write an <al> word in each bubble and draw a picture to illustrate it.

al



**Action:**  
Put your hands on your head pointing down, like donkey's ears, and say *or*.

bad  
vet  
fact  
all  
talk  
walk  
small  
made  
their  
beanstalk

talk

Dictation


1. \_\_\_\_\_
2. \_\_\_\_\_
3. \_\_\_\_\_
4. \_\_\_\_\_
5. \_\_\_\_\_
6. \_\_\_\_\_
7. \_\_\_\_\_
8. \_\_\_\_\_
9. \_\_\_\_\_



# Opposites


# Antonyms

Write each opposite and draw a picture.




white

---




day

---




hot

---




quiet

---




up

---




hard

---



asleep

---



open

---

# nk



Write an 'nk' word in each drink and draw a picture to illustrate it.



**Action:**  
Pretend to lift a heavy weight above your head and say *ng*.

**Action:**  
Snap your fingers together, saying *ck, ck, ck*.

fin  
sob  
left  
sink  
pink  
drink  
think  
once  
upon  
winking

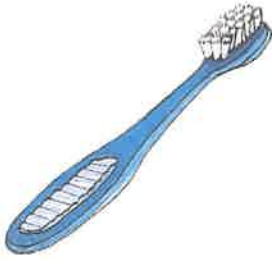


## Dictation

1. \_\_\_\_\_
2. \_\_\_\_\_
3. \_\_\_\_\_
4. \_\_\_\_\_
5. \_\_\_\_\_
6. \_\_\_\_\_
7. \_\_\_\_\_
8. \_\_\_\_\_
9. \_\_\_\_\_

# Using a Dictionary

We can use a dictionary to check how to spell words.  
Look up each word in your dictionary to circle the right spelling.




toofbrush  
toothbrush



rabbit  
rabit



starr  
star



octopus  
octapus



flouer  
flower



buterfie  
butterfly

These words are spelt incorrectly. Look them up and copy out the correct spelling.

**boock**

**carpit**

**triangel**

We can also use a dictionary to find out what a word means.  
Look up these words and write down their meanings.

**atlas** \_\_\_\_\_

**yacht** \_\_\_\_\_




er



**Action:**

Roll your hands over each other like a mixer, saying ererererer.

Write an <er> word in each ginger biscuit and draw a picture.



mud  
jam  
sent  
term  
summer  
river  
number  
always  
also  
woodpecker

**Dictation**


- |       |       |       |
|-------|-------|-------|
| 1.    | 2.    | 3.    |
| _____ | _____ | _____ |
| 4.    | 5.    | 6.    |
| _____ | _____ | _____ |
| 7.    |       |       |
| _____ |       |       |
| 8.    |       |       |
| _____ |       |       |
| 9.    |       |       |
| _____ |       |       |

# “Speech Marks”



What are these animals saying?

Write their speech inside the speech bubbles, and then in between speech marks.



⌞ ⌞

⌞ ⌞

said the bee.



⌞ ⌞

⌞ ⌞

said the snake.



⌞ ⌞

⌞ ⌞


said the bird.



⌞ ⌞

⌞ ⌞


said the cow.



⌞ ⌞

⌞ ⌞

said the donkey.



⌞ ⌞

⌞ ⌞


said the duck.

ir



**Action:**  
Roll your hands over each other like a mixer, saying ererererer.

Write an <ir> word in each bird and draw a picture to illustrate it.



yet  
hid  
wept  
skirt  
girl  
shirt  
first  
of  
eight  
birthday


Dictation

1. \_\_\_\_\_
2. \_\_\_\_\_
3. \_\_\_\_\_
4. \_\_\_\_\_
5. \_\_\_\_\_
6. \_\_\_\_\_
7. \_\_\_\_\_
8. \_\_\_\_\_
9. \_\_\_\_\_

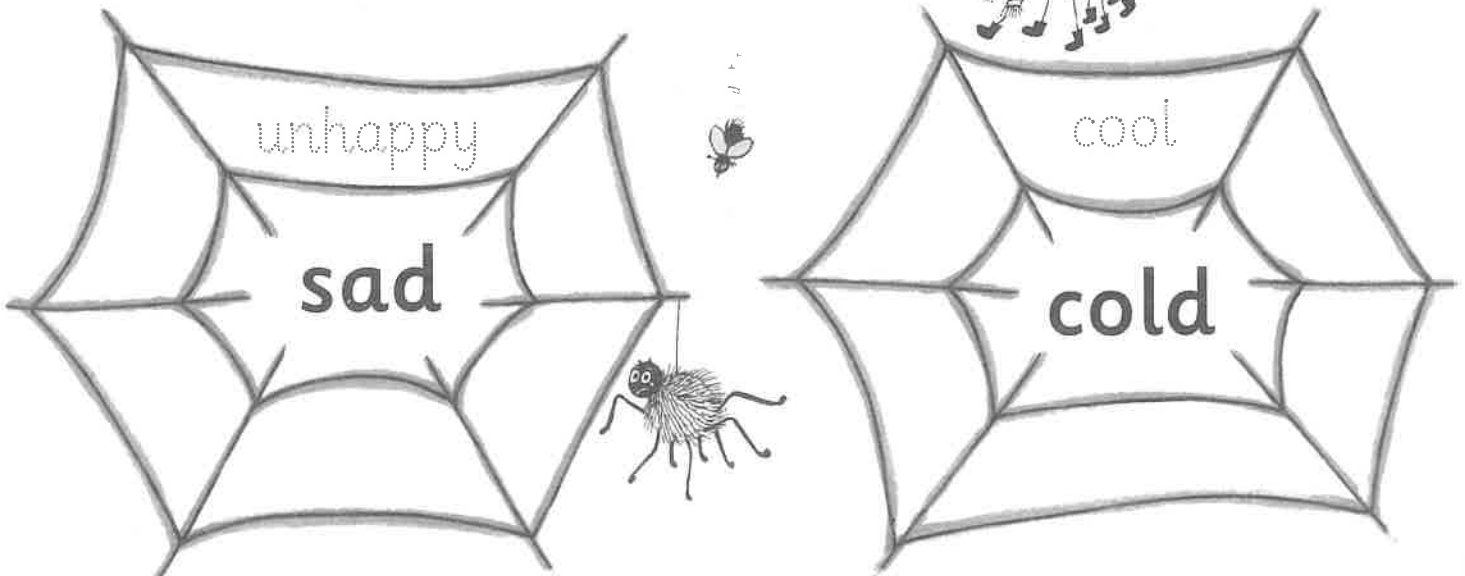


# Word Webs

How many words could you use instead of *said*? Write the words in the word web.



What words could be used instead of *sad*, or *cold*?




Write a <ur> word in each turkey and draw a picture to illustrate it.

ur



**Action:**

Roll your hands over each other like a mixer, saying ererererer.



not  
sum  
next  
turn  
nurse  
turkey  
purple  
love  
cover  
hamburger

**Dictation**

1. \_\_\_\_\_
2. \_\_\_\_\_
3. \_\_\_\_\_
4. \_\_\_\_\_
5. \_\_\_\_\_
6. \_\_\_\_\_
7. \_\_\_\_\_
8. \_\_\_\_\_
9. \_\_\_\_\_

? ? ?

? ?

# Questions

? ? ? ?

We use these words to ask questions.



what

why

when

where

who

which



Trace inside the question marks, using different colours.



Answer these questions.

1. What is your name? \_\_\_\_\_

2. Where do you live? \_\_\_\_\_

3. When is your birthday? \_\_\_\_\_



If you met someone for the first time, what questions would you ask them?

\_\_\_\_\_

\_\_\_\_\_

\_\_\_\_\_

\_\_\_\_\_

\_\_\_\_\_

\_\_\_\_\_



Write an <au> word in each astronaut and draw a picture.

au



**Action:**

Put your hands on your head pointing down, like donkey's ears, and say *or*.

map  
fix  
jump  
fault  
pause  
haunt  
August  
after  
every  
astronaut



**Dictation**

1. \_\_\_\_\_
2. \_\_\_\_\_
3. \_\_\_\_\_
4. \_\_\_\_\_
5. \_\_\_\_\_
6. \_\_\_\_\_
7. \_\_\_\_\_
8. \_\_\_\_\_
9. \_\_\_\_\_



# Questions



You ask questions to find things out.

what where when why who which

Choose a question word to fit each sentence.

- \_\_\_\_\_ won the quiz?
- \_\_\_\_\_ time is it?
- \_\_\_\_\_ book do you like best?
- \_\_\_\_\_ are you going on holiday?
- \_\_\_\_\_ did you do that?
- \_\_\_\_\_ can we play tennis?



Read the questions and answers and see if you can guess which animal the girl is thinking of.

- Do you have fur?
- How many legs do you have?
- Do you have long ears?
- What do you eat?



Yes

Four

Yes

Carrots, oats and grass

Which animal is it?



Find a partner and play the game yourself.

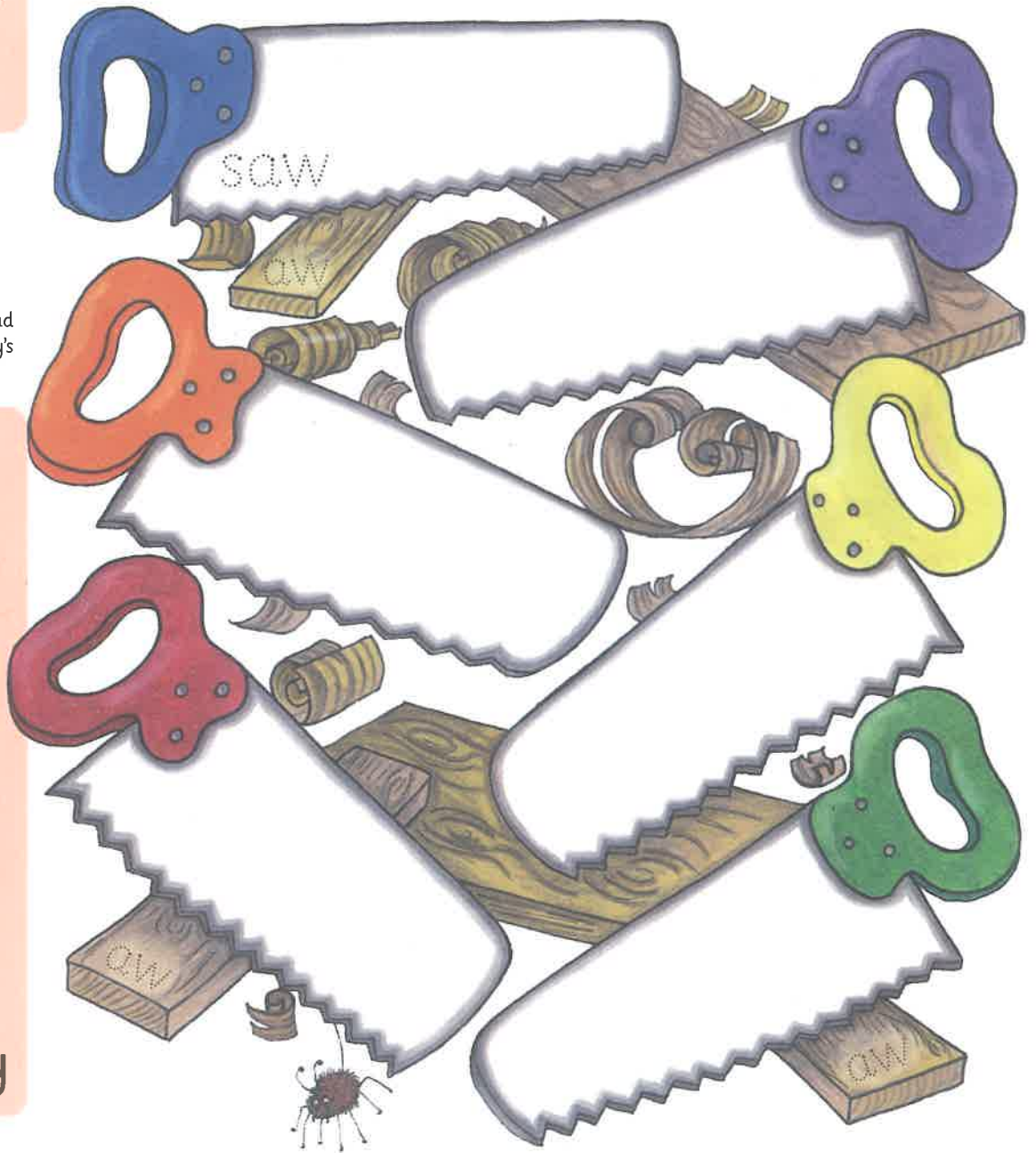
Write an <aw> word in each saw and draw a picture to illustrate it.

aw



**Action:**  
Put your hands on your head pointing down, like donkey's ears, and say *or*.

zip  
men  
pond  
saw  
claw  
dawn  
prawn  
mother  
father  
strawberry



Dictation

1.

\_\_\_\_\_

2.

\_\_\_\_\_

3.

\_\_\_\_\_

4.

\_\_\_\_\_

5.

\_\_\_\_\_

6.

\_\_\_\_\_

7.

\_\_\_\_\_

8.

\_\_\_\_\_

9.

\_\_\_\_\_



Read the story below. Then underline the nouns in black and the verbs in red.

Nouns

Verbs



Inky toils long and hard in the garden. She digs the brown earth. The birds watch her interestedly. They wait eagerly for the grubs.

In the spring, Inky plants the seeds in the ground. She grows orange carrots, crispy lettuces and tall, green beans. In summer, she carefully harvests the yummy vegetables and eats them.

Inky also grows tall, yellow sunflowers in the garden. She likes the lovely sunflowers. The birds also like the sunflowers. They hungrily eat the striped black and white seeds.

Now see if you can underline the pronouns in pink, the adjectives in blue and the adverbs in orange.

Pronouns

Adjectives

Adverbs

# Spellings



## Spelling Test 1

1. \_\_\_\_\_
2. \_\_\_\_\_
3. \_\_\_\_\_
4. \_\_\_\_\_
5. \_\_\_\_\_
6. \_\_\_\_\_
7. \_\_\_\_\_
8. \_\_\_\_\_
9. \_\_\_\_\_
10. \_\_\_\_\_

## Spelling Test 2

1. \_\_\_\_\_
2. \_\_\_\_\_
3. \_\_\_\_\_
4. \_\_\_\_\_
5. \_\_\_\_\_
6. \_\_\_\_\_
7. \_\_\_\_\_
8. \_\_\_\_\_
9. \_\_\_\_\_
10. \_\_\_\_\_

## Spelling Test 3

1. \_\_\_\_\_
2. \_\_\_\_\_
3. \_\_\_\_\_
4. \_\_\_\_\_
5. \_\_\_\_\_
6. \_\_\_\_\_
7. \_\_\_\_\_
8. \_\_\_\_\_
9. \_\_\_\_\_
10. \_\_\_\_\_

## Spelling Test 4

1. \_\_\_\_\_
2. \_\_\_\_\_
3. \_\_\_\_\_
4. \_\_\_\_\_
5. \_\_\_\_\_
6. \_\_\_\_\_
7. \_\_\_\_\_
8. \_\_\_\_\_
9. \_\_\_\_\_
10. \_\_\_\_\_

## Spelling Test 5

1. \_\_\_\_\_
2. \_\_\_\_\_
3. \_\_\_\_\_
4. \_\_\_\_\_
5. \_\_\_\_\_
6. \_\_\_\_\_
7. \_\_\_\_\_
8. \_\_\_\_\_
9. \_\_\_\_\_
10. \_\_\_\_\_

## Spelling Test 6

1. \_\_\_\_\_
2. \_\_\_\_\_
3. \_\_\_\_\_
4. \_\_\_\_\_
5. \_\_\_\_\_
6. \_\_\_\_\_
7. \_\_\_\_\_
8. \_\_\_\_\_
9. \_\_\_\_\_
10. \_\_\_\_\_

# Spellings



## Spelling Test 7

1.

2.

3.

4.

5.

6.

7.

8.

9.

10.

## Spelling Test 8

1.

2.

3.

4.

5.

6.

7.

8.

9.

10.

## Spelling Test 9

1.

2.

3.

4.

5.

6.

7.

8.

9.

10.

## Spelling Test 10

1.

2.

3.

4.

5.

6.

7.

8.

9.

10.

## Spelling Test 11

1.

2.

3.

4.

5.

6.

7.

8.

9.

10.

## Spelling Test 12

1.

2.

3.

4.

5.

6.

7.

8.

9.

10.



# Spellings



## Spelling Test 13

1.

2.

3.

4.

5.

6.

7.

8.

9.

10.

## Spelling Test 14

1.

2.

3.

4.

5.

6.

7.

8.

9.

10.

## Spelling Test 15

1.

2.

3.

4.

5.

6.

7.

8.

9.

10.

## Spelling Test 16

1.

2.

3.

4.

5.

6.

7.

8.

9.

10.

## Spelling Test 17

1.

2.

3.

4.

5.

6.

7.

8.

9.

10.

## Spelling Test 18

1.

2.

3.

4.

5.

6.

7.

8.

9.

10.

# Spellings



## Spelling Test 19

1.

2.

3.

4.

5.

6.

7.

8.

9.

10.

## Spelling Test 20

1.

2.

3.

4.

5.

6.

7.

8.

9.

10.

## Spelling Test 21

1.

2.

3.

4.

5.

6.

7.

8.

9.

10.

## Spelling Test 22

1.

2.

3.

4.

5.

6.

7.

8.

9.

10.

## Spelling Test 23

1.

2.

3.

4.

5.

6.

7.

8.

9.

10.

## Spelling Test 24

1.

2.

3.

4.

5.

6.

7.

8.

9.

10.

# Spellings



## Spelling Test 25

1.

2.

3.

4.

5.

6.

7.

8.

9.

10.

## Spelling Test 26

1.

2.

3.

4.

5.

6.

7.

8.

9.

10.

## Spelling Test 27

1.

2.

3.

4.

5.

6.

7.

8.

9.

10.

## Spelling Test 28

1.

2.

3.

4.

5.

6.

7.

8.

9.

10.

## Spelling Test 29

1.

2.

3.

4.

5.

6.

7.

8.

9.

10.

## Spelling Test 30

1.

2.

3.

4.

5.

6.

7.

8.

9.

10.



# Spellings



## Spelling Test 31

1. \_\_\_\_\_
2. \_\_\_\_\_
3. \_\_\_\_\_
4. \_\_\_\_\_
5. \_\_\_\_\_
6. \_\_\_\_\_
7. \_\_\_\_\_
8. \_\_\_\_\_
9. \_\_\_\_\_
10. \_\_\_\_\_

## Spelling Test 32

1. \_\_\_\_\_
2. \_\_\_\_\_
3. \_\_\_\_\_
4. \_\_\_\_\_
5. \_\_\_\_\_
6. \_\_\_\_\_
7. \_\_\_\_\_
8. \_\_\_\_\_
9. \_\_\_\_\_
10. \_\_\_\_\_

## Spelling Test 33

1. \_\_\_\_\_
2. \_\_\_\_\_
3. \_\_\_\_\_
4. \_\_\_\_\_
5. \_\_\_\_\_
6. \_\_\_\_\_
7. \_\_\_\_\_
8. \_\_\_\_\_
9. \_\_\_\_\_
10. \_\_\_\_\_

## Spelling Test 34

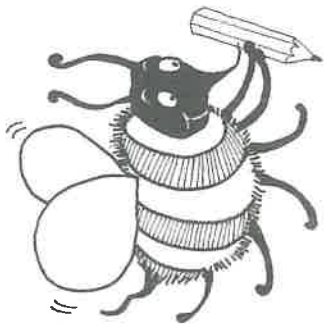
1. \_\_\_\_\_
2. \_\_\_\_\_
3. \_\_\_\_\_
4. \_\_\_\_\_
5. \_\_\_\_\_
6. \_\_\_\_\_
7. \_\_\_\_\_
8. \_\_\_\_\_
9. \_\_\_\_\_
10. \_\_\_\_\_

## Spelling Test 35

1. \_\_\_\_\_
2. \_\_\_\_\_
3. \_\_\_\_\_
4. \_\_\_\_\_
5. \_\_\_\_\_
6. \_\_\_\_\_
7. \_\_\_\_\_
8. \_\_\_\_\_
9. \_\_\_\_\_
10. \_\_\_\_\_

## Spelling Test 36

1. \_\_\_\_\_
2. \_\_\_\_\_
3. \_\_\_\_\_
4. \_\_\_\_\_
5. \_\_\_\_\_
6. \_\_\_\_\_
7. \_\_\_\_\_
8. \_\_\_\_\_
9. \_\_\_\_\_
10. \_\_\_\_\_



Aa Bb Cc Dd Ee





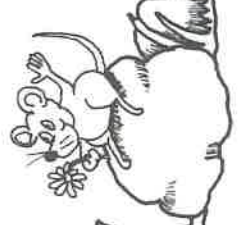
Ff Gg Hh Ii Jj Kk Ll Mm



Nn Oo Pp Qq Rr Ss



Tt Uu Vv Ww Xx Yy Zz







**Ages  
5+**

# Get to grips with spelling, grammar and punctuation with the **Jolly Grammar Pupil Books**

Jolly Grammar is a six-level programme that gives young children the skills they need to be confident readers and enthusiastic writers. It builds on the teaching in Jolly Phonics and has the same multisensory, active and fun approach. The systematic and cumulative syllabus enables children to spell and punctuate more accurately, use a wider vocabulary and have a clearer understanding of how language works.



## Each level of Jolly Grammar

- Has a write-in Pupil Book with a full set of lesson activities for the academic year.
- Has a Teacher's Book providing step-by-step lesson plans and comprehensive support.
- Introduces complex grammatical concepts in an engaging and child-friendly way.
- Systematically reinforces the learning so that no one is left behind.
  - Teaches new spelling patterns, supports a greater understanding of sentence structure, expands vocabulary and comprehension, and cultivates dictionary and thesaurus skills.

The material in the Jolly Grammar Pupil and Teacher's Books for Levels 1 to 3 is recommended by Cambridge Assessment International Education to support the Cambridge Primary English curriculum framework.

**Jolly  
Grammar**

To see the full range of Jolly Grammar products,  
visit our website at [www.jollylearning.co.uk](http://www.jollylearning.co.uk)

© Sara Wernham and Sue Lloyd 2011 (text) © Lib Stephen 2011 (illustrations)

77 Hornbeam Road, Buckhurst Hill, Essex,  
IG9 6JX, UK Tel: +44 20 8501 0405

[www.jollylearning.co.uk](http://www.jollylearning.co.uk) [info@jollylearning.co.uk](mailto:info@jollylearning.co.uk)

Printed in India. All rights reserved.

**Mumbai** 4940/1B, Dhobiwadi, Dr. Jaykar Marg,  
Opp. Datta Mandir, Thakurdwar, Mumbai-400002, India  
Tel: +91-22-22076960 / 63 Fax: +91-22-22064683 / 84

**Noida** B-66, Sector-80, Noida, U.P. - 201301 India  
Tel: +91-120-4201396 Fax: +91-120-4201397

[www.saareducation.com](http://www.saareducation.com) [info@saareducation.com](mailto:info@saareducation.com)

ISBN 978-1-84414-870-7



9 781844 148707

Reference: JL8707

Marketed in India by

**saar**  
EDUCATION (I) PVT LTD

₹ 450